







DENDROBIUM ORCHID CARE

 <p>Water</p>	<p>Water in the morning when media is dry. Ensure there is moisture in media and keep them from drying up.</p> <p>Note: The watering schedule for a Den-Nobile greatly depends on the season and its growth cycle.</p>
 <p>Light</p>	<p>Ensure good dose of indirect sunlight. Ideally the early morning light is advisable.</p>
 <p>Temperature</p>	<p>Warm growing orchids with temperature between 25°C to 38°C suitable for growth.</p> <p>Note: Prolong temperature drop or rise may stunt the growth and buds may fall off.</p>
 <p>Humidity</p>	<p>Maintain humidity level of 60% - 80%. Regular watering in plants helps maintain the humidity and encourage growth. Good air circulation is a must.</p>
 <p>Fertilizer</p>	<p>Weekly fertilizing required during active growth. In winter months, plant to be fertilized twice a month.</p> <p>Note: Never fertilize an orchid that is completely dry, because this can cause major damage to the roots.</p>
 <p>Potting</p>	<p>Dendrobium should be repotted in a small pot with coarse mix which can hold moisture and can maintain humidity. Media should be as such so that water drains out properly and provide proper aeration.</p>