



PHALAENOPSIS


Seedling Size

Follow us on



Call +91 97333-12366

 www.darjeelinggardens.com

 contact@darjeelinggardens.com

(abbreviation as Phal.) They are native throughout south-east Asia from the Himalayan mountains to the islands of Philippines and northern Australia. Orchid Island of Taiwan is named after this orchid. Derived from the Ancient Greek word phalaina meaning "a kind of moth" with the suffix -opsis meaning "having the appearance of" or "like".the name given by Carolus Linnaeus to a group of large moths; For this reason, the species are sometimes called Moth orchids.

Phalaenopsis shows a monopodial growth habit. An erect growing rhizome produces from the top one or two alternate, thick and fleshy, elliptical leaves a year. They have no pseudobulbs. They bloom in their full glory for several weeks. If kept in the home, they usually last two to three months, which is considered quite a long time.

They are typically fond of warm temperatures but are adaptable to conditions more comfortable for human habitation in temperate zones. Phalaenopsis requires high humidity and low light. Flowering is triggered by a night-time drop in temperature of around 5 to 6 degrees over 2 to 4 consecutive weeks, usually in the fall.

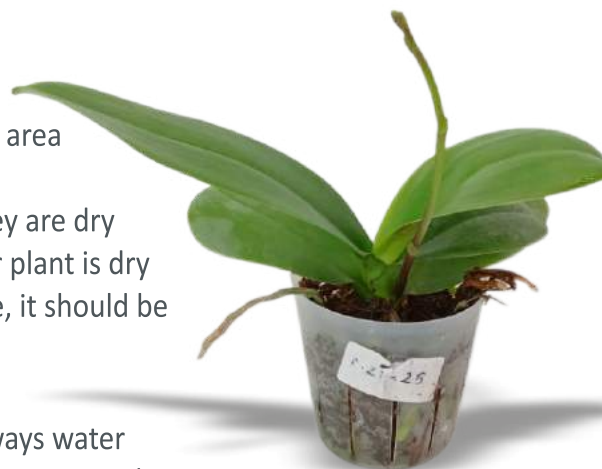
Phalaenopsis prefer to be potted in sphagnum moss or coco-chips , charcoal and with perlite. Keep them in pots with a lot of drainage. Keep the potting media fairly moist but not wet. Do not let water flow into the center of the plant or it can potentially die from crown rot. Overwatering and poor drainage cause the roots to deteriorate, therefore killing the plant. Be sure the sun does not directly reach the leaves, which will cause burning and brown marks. Phalaenopsis roots are quite thick, and the green point at the ends signifies that the root is actively growing.

Basic Orchid Care

1. Keep your orchid in the semi shade area
2. Maintain proper air circulation
3. Watering your media whenever they are dry
4. Spray your orchid plants when your plant is dry
5. Media should hold proper moisture, it should be prous and iry but not soggy.

Hint & Tips

Orchids like to keep their feet dry. Always water our plants early in the day to allow for water to dry before cooler night time temperatures. Use cotton swabs to remove excess water that get stuck in the little nooks of your plant.



PHALAENOPSIS Seedling size



1 CODE: P1-94

Large White



2 CODE: P1-102

Large White



3 CODE: P1-104

Large White



4 CODE: P3-11

Phal. Golden Treasure



5 CODE: P3-15

Large Yellow Solid Pink lip



6 CODE: P4-3

Midi White



7 CODE: P4-121

Midi White



8 CODE: P5-64

Phal. Medium Evita



9 CODE: P5-67

Phal. Easter

Follow us on



PHALAENOPSIS Seedling size



10 CODE: P5-68

Phal. Baby Pink



11 CODE: P5-70

Phal. Medium Aida



12 CODE: P5-71

Phal. Medium Evita




13 CODE: P7-18

Phal. Mini Snow



14 CODE: P7-20

P7-20



15 CODE: P7-22

Mini White



16 CODE: P08-15

Mini White



17 CODE: P08-57

Mini Pink



18 CODE: P08-59

Mini Pink

Follow us on



PHALAENOPSIS Seedling size




19 CODE: **P9-19**

MINI YELLOE(sogo)



20 CODE: **P13-8**

Phal. Large Silver



21 CODE: **P13-9**

Phal. Large Seoul



22 CODE: **P20-45**

Midi Yellow



23 CODE: **P20-53**

Midi Yellow



24 CODE: **P21-20**

Phal. Medium Peach



25 CODE: **P21-22**

Midi Espast



26 CODE: **P21-25**

Phal. Medium Esmee



27 CODE: **P21-25-2**

Midi Espast

Follow us on



PHALAENOPSIS Seedling size



28 CODE: P21-29

Midi Espast



29 CODE: P21-31

Phal. Medium White Pink Spot



30 CODE: P23-3

Phal. Mini Pink Stripe



31 CODE: P23-5

Phal. Mini Pink White



32 CODE: P23-8

Phal. Medium Brown Sugar



33 CODE: P23-10

Phal. Mini Pearl



34 CODE: P23-18

Mini Spot/ Stripe



35 CODE: P23-22

Mini Spot/ Stripe



36 CODE: P23-24

P23-24

Follow us on



PHALAENOPSIS Seedling size



37 CODE : P23-25

Mini Spot/ Stripe



38 CODE : P23-29

Mini Spot/ Stripe



39 CODE : P23-35

Mini Spot/ Stripe



40 CODE : P23-36

Mini Spot/ Stripe



41 CODE : P23-38

Mini Spot/ Stripe



42 CODE : P23-39

Mini Spot/ Stripe



43 CODE : P26-6

Phal. Geisha Girl



44 CODE : P27-14

Large Spot/Stripe



45 CODE : P27-18

Phal. Freeke

Follow us on



PHALAENOPSIS Seedling size



46 CODE : P27-20

Phal. Large Pink Spot



47 CODE : P30-13

P30-13



Follow us on



Office Address :

Hari OM Nivas, Iskon Mandir Road,
Near Manokamna Hospital,
Siliguri - 734001, West Bengal

Garden Address I :

Eastern Bypass, Beside Amarparati
Citizen Public School,
West Bengal - 734006

Garden Address II :

Darjeeling Garden Pvt Ltd.
Jamindar Para, Sannyakata,
PS-Rajganj, Jalpaiguri - 735134

www.darjeelinggardens.com contact@darjeelinggardens.com

Call +91 97333-12366